

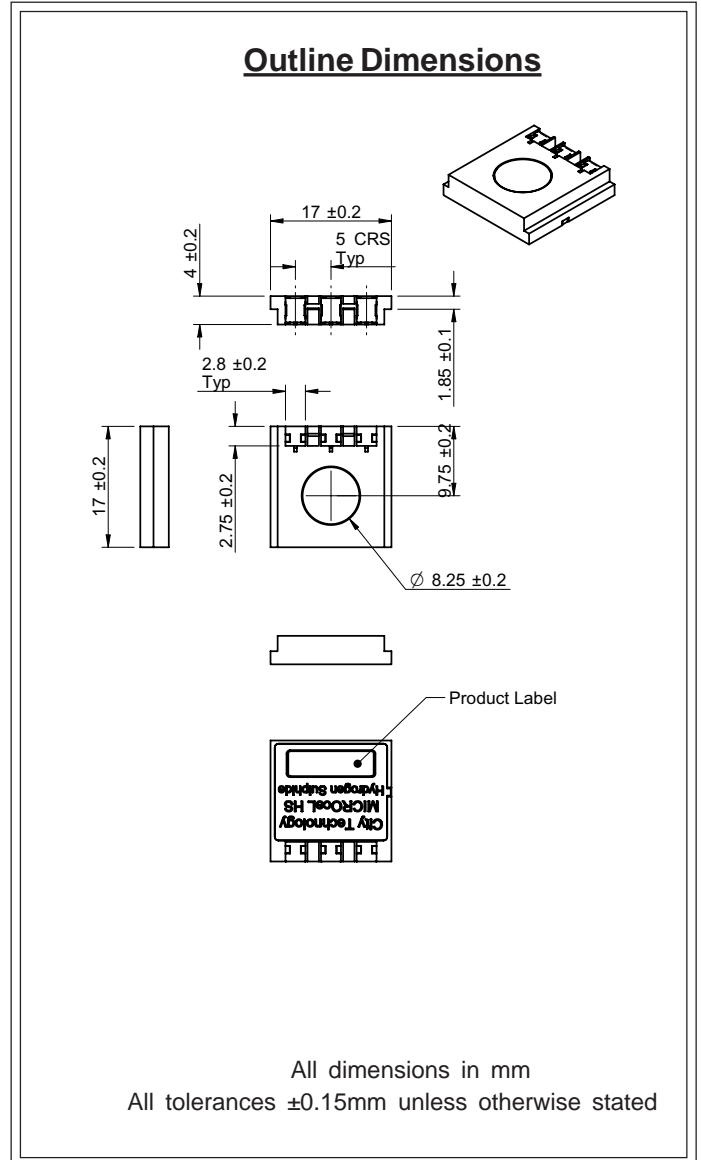
**Performance Characteristics**

<b>Nominal Range</b>	0-100ppm
<b>Maximum Overload</b>	1000ppm
<b>Expected Operating Life</b>	Two years in Air
<b>Output Signal</b>	0.105 ± 0.025 µA/ppm
<b>Resolution</b>	0.2ppm
<b>Temperature Range</b>	-40°C to +50°C
<b>Pressure Range</b>	Atmospheric ± 10%
<b>T50 Response Time</b>	<10 seconds
<b>T90 Response Time</b>	25 to 40 seconds typically
<b>Relative Humidity Range</b>	15 to 90% non-condensing
<b>Typical Baseline Range (pure air)</b>	-2 to +1ppm equivalent
<b>Maximum Zero Shift (+20°C to +40°C)</b>	<0.2ppm equivalent
<b>Long Term Output Drift</b>	<5% signal loss/year
<b>Recommended Load Resistor</b>	10Ω
<b>Bias Voltage</b>	Not required
<b>Repeatability</b>	<2% of signal
<b>Output Linearity</b>	Linear

N.B. All performance data is based on conditions at 20°C, 50%RH, and 1013mBar unless otherwise noted.

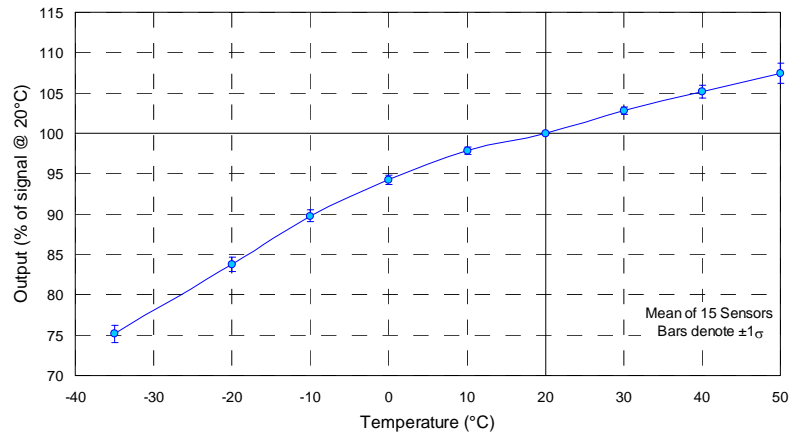
**Physical Characteristics**

<b>Weight</b>	1.2g (approx.)
<b>Position Sensitivity</b>	None
<b>Storage Life</b>	Six months in CTL container
<b>Recommended Storage Temperature</b>	0°C to 20°C
<b>Warranty Period</b>	12 months from date of despatch

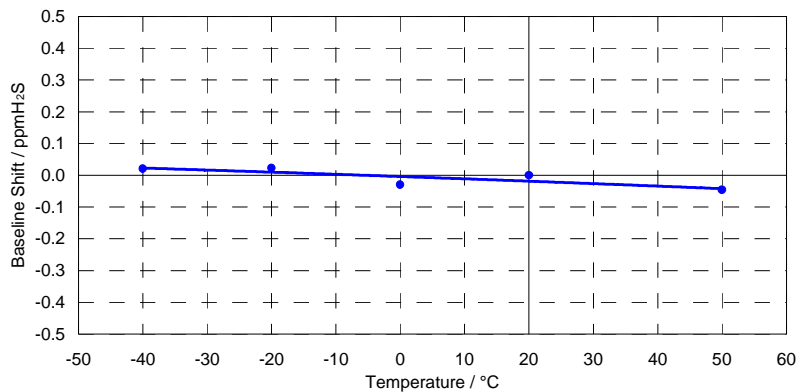


# Product Data Sheet

MICROcel™ H2S Sensor - Output vs Temperature



Effect of Temperature on the Shift in Mean Air Baseline Signals of Microcel HS Sensors



## Cross-sensitivity Data

CiTiceLs may exhibit a response to certain gases in a sample other than the target gas. MICROcel™H2Ss have been tested with a number of commonly cross-interfering gases and the results are given below. The table shows the typical response to be expected from a sensor when exposed to a given test gas concentration (relevant to safety, e.g. TLV levels).

Gas	Conc.	MICROcel™H2S	Gas	Conc.	MICROcel™H2S
Carbon Monoxide:	15ppm	0.1ppm	Hydrogen:	10000ppm	<10ppm
Sulphur dioxide:	5ppm	~1ppm	Nitrogen Dioxide:	5ppm	~ -1ppm
Nitric oxide:	35ppm	~0.7ppm			

\*\*For details of other possible cross-interfering gases contact City Technology.\*\*

Every effort has been made to ensure the accuracy of this document at the time of printing. In accordance with the company's policy of continued product improvement City Technology Limited reserves the right to make product changes without notice. No liability is accepted for any consequential losses, injury or damage resulting from the use of this document or from any omissions or errors herein. The data is given for guidance only. It does not constitute a specification or an offer for sale. The products are always subject to a programme of improvement and testing which may result in some changes in the characteristics quoted. As the products may be used by the client in circumstances beyond the knowledge and control of City Technology Limited, we cannot give any warranty as to the relevance of these particulars to an application. It is the clients' responsibility to carry out the necessary tests to determine the usefulness of the products and to ensure their safety of operation in a particular application. Performance characteristics on this data sheet outline the performance of newly supplied sensors. Output signal can drift below the lower limit over time.