

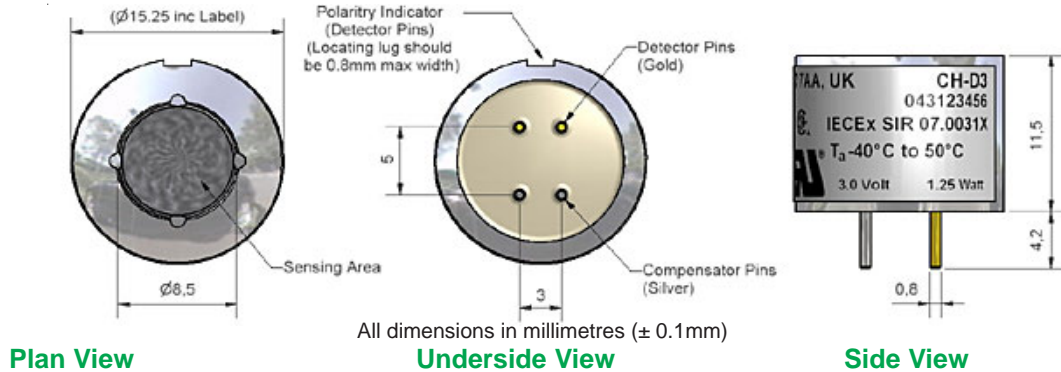


CH-D3 Combustible Gas Pellistor


Miniature Size



Figure 1 CH-D3 Schematic Diagram



Technical Specification

PERFORMANCE	Sensitivity	mV / % methane	10 to 17
	Response time	t ₉₀ from air to 50% LEL methane (s)	< 12
	Zero	mV in zero air	±25
	Range	% LEL methane	0 to 100
	Linearity	% methane when 5% non-linear	6
ENVIRONMENTAL	Sensitivity @ -20°C	% sensitivity change, referenced to 20°C	104 to 105.5
	Sensitivity @ 50°C	% sensitivity change, referenced to 20°C	101.5 to 103.5
	Zero @ -20°C	% LEL change, referenced to 20°C	< -1.5
	Zero @ 50°C	% LEL change, referenced to 20°C	< -1.5
	Temperature Range	Certification to T4	-40° to 50°C
	Humidity	12% sensitivity loss from 0% to 80% rh (22°C)	
	Pressure	Typically +0.8mV zero increase from 0 to 80%rh (22°C) Sensitivity change from 0 to 75kPa (gauge)	<3%
INHIBITION/POISONING	Chlorine	12hrs 20ppm Cl ₂ , 50% LEL sensitivity loss	<10% loss
	Hydrogen Sulfide	12hrs 40ppm H ₂ S, 50% LEL sensitivity loss	<50% loss
	HMDS	hrs until 50% activity loss @ 10ppm HMDS	10
SENSITIVITY	Hydrogen	% sensitivity, relative to methane	120 to 140
	Ethane	% sensitivity, relative to methane	120 to 140
	Propane	% sensitivity, relative to methane	140 to 170
	Butane	% sensitivity, relative to methane	150 to 180
	Pentane	% sensitivity, relative to methane	170 to 200
	Hexane	% sensitivity, relative to methane	190 to 220
	Heptane	% sensitivity, relative to methane	190 to 220
	Octane	% sensitivity, relative to methane	200 to 230
	Nonane	% sensitivity, relative to methane	190 to 220
	Ethene	% sensitivity, relative to methane	150 to 170
	Acetylene	% sensitivity, relative to methane	140 to 160
	Isobutylene	% sensitivity, relative to methane	170 to 190
	ELECTRICAL	Voltage	V (±0.2 V)
Power consumption		mW	190
Voltage sensitivity		% sensitivity change / 0.1V change	<3
Sira 07ATEX 1088X	 II 2 G Ex d IIC T4 -40°C to 50°C 5V, 1.25W	IECEX SIR07.0031X Ex d IIC T4 5VRc, 1.25W, T _a -40° to 50°C	
UL913 091007-E253708	Class I, II and III, Division 1 10V, 1.5W, 10µH	CSA 22.2 1906313 Class 4828 31	



At the end of the product's life, do not dispose of any electronic sensor, component or instrument in the domestic waste, but contact the instrument manufacturer, Alphasense or its distributor for disposal instructions.

NOTE: all sensors are tested at ambient environmental conditions, with methane, unless otherwise stated. As applications of use are outside our control, the information provided is given without legal responsibility. Customers should test under their own conditions, to ensure that the sensors are suitable for their own requirements.



CH-D3 Performance Data

Technical Specification

Figure 2 Voltage Sensitivity

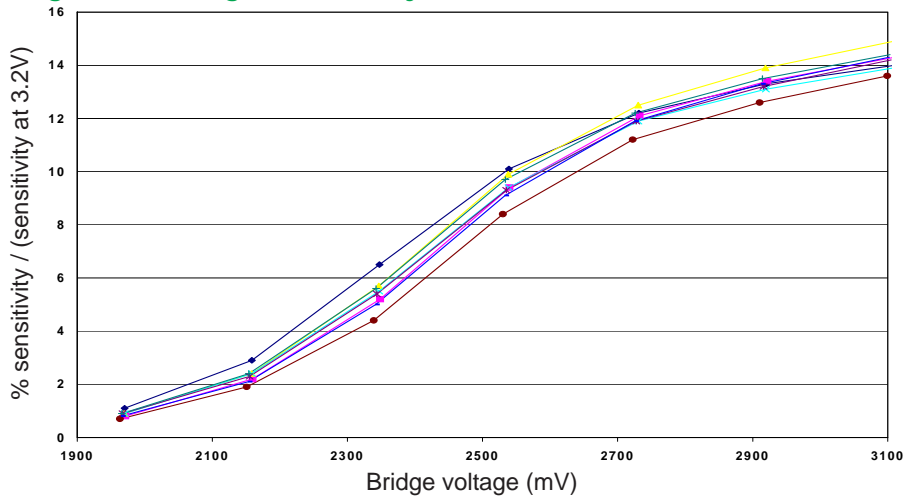


Figure 2 shows the variation in sensitivity caused by changes in pellistor voltage. The pellistor is relatively insensitive to small voltage variations at 3volts, avoiding individual bridge voltage adjustments.

Data are taken from a typical batch of sensors.

Figure 3 Zero Temperature Dependence

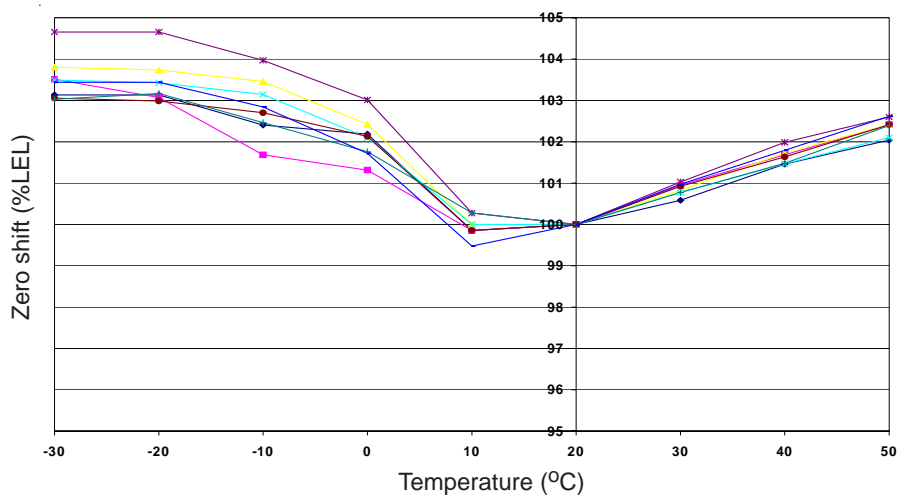
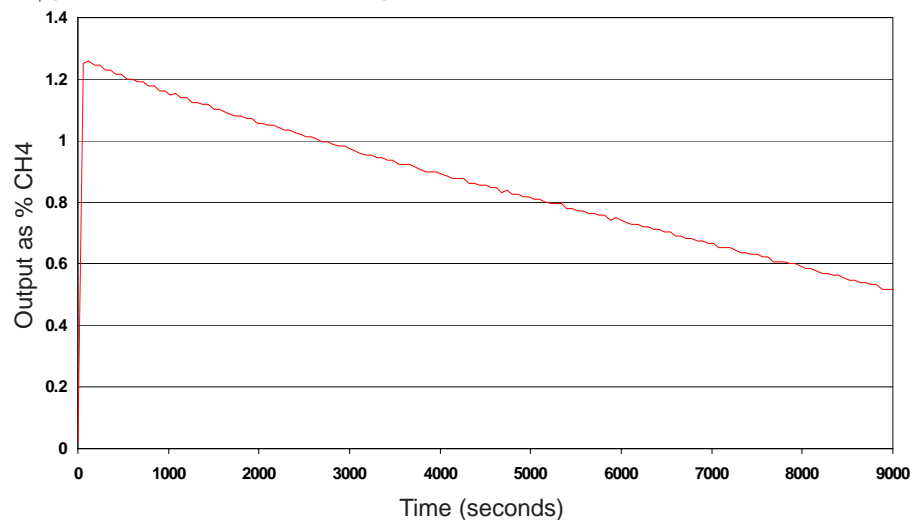


Figure 3 shows the variation in output caused by changes in temperature, expressed as % change, referenced to 20°C.

Figure 4 HMDS Poisoning



When exposed to 42ppm HMDS in 25% LEL methane, sensitivity loss is slower than equivalent pellistors.

For further information on the performance of this sensor, on other sensors in the range or any other subject, please contact Alphasense Ltd. For Application Notes visit "www.alphasense.com".

In the interest of continued product improvement, we reserve the right to change design features and specifications without prior notification. The data contained in this document is for guidance only. Alphasense Ltd accepts no liability for any consequential losses, injury or damage resulting from the use of this document or the information contained within. (©ALPHASENSE LTD) Doc. Ref. CHD3/AUG09